


Connecting Observation, Assessment and Planning



Observe ~ Document ~ Assess ~ Use

Observe

- To determine each child's interests, skills and needs
- To measure children's growth and development over time & share this information with parents
- To make changes to the curriculum & the environment
- To identify concerns
- To determine how best to handle problem situations

Observation is ~



<https://www.youtube.com/watch?v=BwzSn1VHvCQ>

Observe ~ Document ~ Assess ~ Use

Document

- Schedule observation times regularly into the program day and make it FUN!
- Establish a schedule to observe children in interest centers so that all interest areas are evaluated on a rotating basis.
- Assemble all observational materials and put them at convenient observation stations to encourage their use
- Wear clothing or aprons with pockets containing index cards, small notebooks or Post Its so you can quickly capture notes

Document what
you see ~ get it down!



<https://www.youtube.com/watch?v=-WAY474XE6s>

Document



Running records: A detailed narrative account of behavior recorded in a sequential manner as it happens;

Not limited to a particular incident like an anecdotal record;
The observer records everything seen ~ acts like a “video camera”

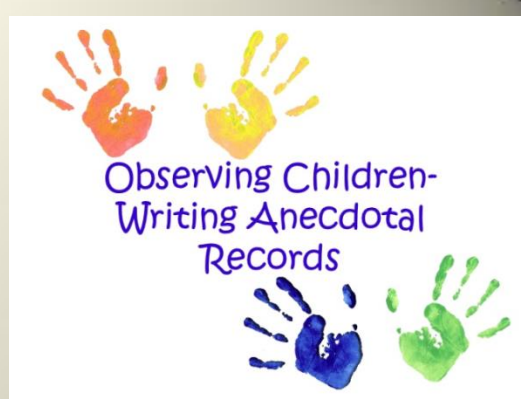
Advantages

1. Rich in detail;
2. Focuses on all behaviors, not just one particular behavior;
3. Does not require a great deal of training;
4. Understand not only what behaviors occurred but also the context in which the behavior occurred.

Disadvantages

1. Time consuming;
2. Works well for observing one individual, but is difficult to use when observing a group;
3. Observers keep themselves apart from the children which would be difficult for a teacher to do.

Document



Anecdotal records: A brief narrative account describing an incident of a child's behavior that is of interest to the observer.

Anecdotes describe

- what happened
- how it happened
- when
- where
- what was said and done

These are brief

- describe one incident
- they are cumulative, collected over the school year

They are often written after the incident

Advantages

1. Focus on behavior of interest and ignore other behaviors;
2. Less time consuming than running record;
3. No special training needed for the observer;
4. Observer can catch an unexpected incident no matter when it occurs, for it is usually recorded afterwards.

Disadvantages

1. Does not focus on all behaviors; may overlook important behaviors;
2. Depends on the memory of the observer;
3. Difficult to use for research purposes.

Observation ~ Document ~ Assess ~ Use

Assess

- Change the way we think of “assessment” ~ talk about and advocate for developmentally appropriate assessment (not test taking, being pulled out of the classroom, pencil to paper)
- Authentic assessment should be “invisible” to the child
- It’s about building teacher & child relationship
- Ongoing ~ Authentic ~ Formative ~ Individualized

Observe ~ Document ~ Assess ~ Use

Use

- File the records you chose to use in a child's portfolio
- Use it to inform your curriculum/plans/goals
- Share the child's growth with parents
- Tailor activities to the needs of the child
- Allow children to progress at their own rate

What do I do with it? ~ Authentic
Assessment , Planning &
Communication



https://www.youtube.com/watch?v=nD-pYhcXRVA&index=7&list=PLRt9IsvGYgeB_WLGgV-tuGXD4fbDsgdzl

Practice Observing!

https://www.youtube.com/watch?v=7nQxWCn_dBg


(use anecdotal notes)

<https://www.youtube.com/watch?v=fdZJiWnxhg0>

(use running notes)

<https://www.youtube.com/watch?v=42AfHO9F9Eg>

(use anecdotal notes)



Copyright © 1993 Sandra J. Stone